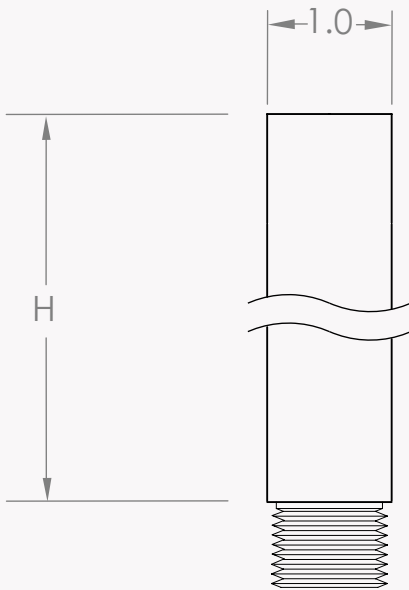


# FIXED RISERS

*The Fixed Risers* are used to connect fixtures with 1/2" male threads to accessories with 3/4" female threads.



## FIXED RISERS SPECIFICATIONS

Sizes: 2", 6", 12", 18", 24", 36", 48", 60", 72"

Weight: Varying

Construction: Solid Brass

Finish: Vintage, White, Nickel




Threading: 1/2" NPSM Female, 3/4" NPSM Male

Fixture Compatibility: MR11/MR16 Bullet Light, MR16 Lamp Housing, & Wash Light

Mount Compatibility: 3/4" NPSM Stakes, 3/4" NPSM Flush Mounts

Warranty: 5-Year Limited Warranty\*


# ORDERING INFORMATION

FIXTURE	LENGTH (INCHES)	FINISH
<b>Rxx</b> (FIXED RISER)	<b>2, 6, 12, 18, 24, 36, 48, 60, 72</b>	<b>VB</b> (VINTAGE BRASS) 
		<b>WT</b> (WHITE) 
		<b>NI</b> (NICKEL) 

(ALL RISER HEIGHTS IN INCHES)

R — 
 2 — 
 VB
 e.g. **R2VB** = Vintage Brass Fixed 2" Riser

## COMPATIBLE PRODUCTS

SKU	ITEM	
FM1/2xx	½" Flush Mount	

\*Lifetime Warranty for certified installations. See terms and conditions of sale for details.